

FOOT MEASUREMENT CHART

Bio-Concepts Custom Pressure Garments are available only under Physician's Order



2424 East University Drive, Phoenix, Arizona, U.S.A. 85034-6911
 VOICE: 800-421-5647 / 602-267-7854 • FAX: 800-650-9424 / 602-273-6931
 e-mail: bio-con@bio-con.com • worldwideweb: http://www.bio-con.com

PLEASE DO NOT WRITE IN MARGINS

Patient Last Name First Name

Date

Garment color

Insert

Lining

Zipper(s):
 Left Lateral Medial Hook & loop zipper stop tab
 Right Lateral Medial Hook & loop zipper stop tab

Expansion panel: Left Right
 (default location is posterior leg to plantar foot)

Refer to the Bio-Concepts Measuring Manual for detailed procedures, additional instructions, and example measuring charts.

Additional instructions or comments:

CIRCLE ITEMS ORDERED

Bio-Concepts Use Only:

F =

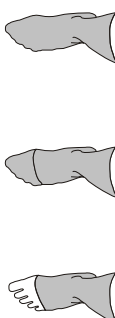


For additional measurements above the 4 1/2 inch circumference use the LOWER EXTREMITY CHART

FOOT MEASUREMENTS

	LEFT	RIGHT
4 1/2		
3		
1 1/2		
D		
E		
F		
e		
f		
g		

Self toe Soft toe Open toe



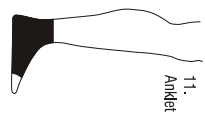
STANDARD TOES

Self Toe: the toe box is made from the same fabric as the rest of the garment.

Soft Toe: the toe box is made of a soft lining material, there is a seam around the foot joining it to the rest of the garment.

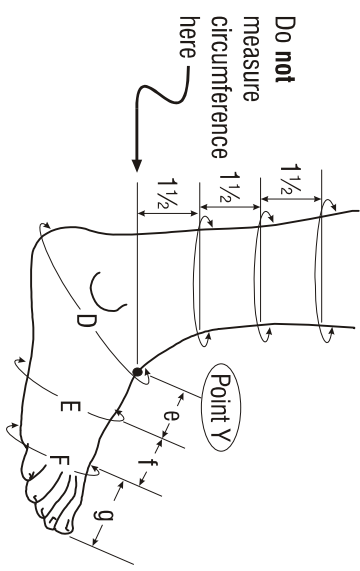
Open toe: stocking ends at your last circumference.

Use this form for all garments requiring foot measurements. Use the LOWER EXTREMITY CHART for measurements of the leg and lower torso



Feet For:

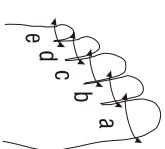
- 11. Ankle
- 12. Stocking to knee
- 13. Stocking to thigh
- 14. Leg & Crotch
- 15. Panty
- 16. Leg & Crotch
- 17. Leg & Crotch
- 18. Leg & Crotch
- 19. Two legs to waist
- 20. Two legs pregnancy
- 21. Body Suit sleeveless to toe or ankle
- 22. Body Suit sleeveless to toe or ankle
- 23. Body Suit sleeveless to toe or ankle
- 24. Body Suit sleeveless to toe or ankle
- 25. Body Suit sleeveless to toe or ankle
- 26. Body Suit sleeveless to toe or ankle
- 27. Body Suit sleeveless to toe or ankle
- 28. Body Suit sleeveless to toe or ankle
- 29. Body Suit sleeveless to toe or ankle



Do not measure circumference here

TOE CIRCUMFERENCES and FOOT TRACINGS are **ONLY REQUIRED** for:

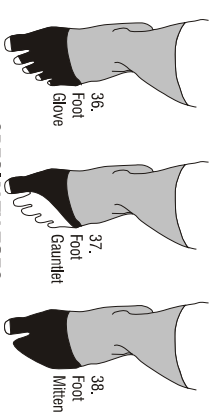
- 36. Foot Glove
- 37. Foot Gauntlet
- 38. Foot Mitten



	LEFT FOOT	RIGHT FOOT
a		
b		
c		
d		
e		

Individual toes: Open Closed

Foot Gloves, Gauntlets, and Mittens are specialty items (normally attached to other lower extremity garments), used only when separate enclosures for the toes are needed. Attach a foot tracing: use the Bio-Concepts FOOT TRACING GUIDE.



SPECIALTY TOES

PLEASE DO NOT WRITE IN MARGINS

**FOOT
TRACING GUIDE**



2424 E. University Drive, Phoenix, Arizona, U.S.A. 85034-6911
VOICE: 800-421-5647/602-267-7854 • FAX: 800-650-9424/602-267-6931
e-mail: bio-con@bio-con.com • worldwideweb: http://www.bio-con.com

Patient _____

Date _____

0.8x4.00

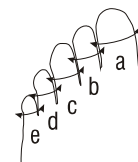
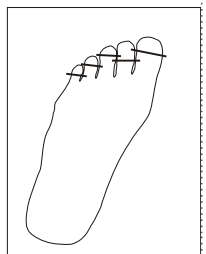
Please do not send a hand tracing without a scale

Draw a 3-inch long line in this box

PLEASE DO NOT WRITE IN MARGINS

PLEASE DO NOT WRITE IN MARGINS

If the foot glove or gauntlet is to have open toe tips, mark the desired ends of the toes on the tracing with tick marks.



Take one circumference measurement for each toe and write it in the appropriate box on the Foot Measurement Chart.

Required ONLY for Foot Gloves, Foot Gauntlets, and Foot Mittens (Items 36, 37, & 38)