



JoViPak

# Arm Sleeves Custom

Patient Name: \_\_\_\_\_

## PAYMENT INFORMATION

Account # (Required) <input type="checkbox"/> Bill to Account	Date
<input type="checkbox"/> Charge Credit Card <input type="text"/> <input type="text"/> Card Exp. Date	PO #
Card #	Fax Confirmation #
Name on Card	Email Confirmation

## BILLING ADDRESS

## SHIPPING ADDRESS

Same as Billing Address

Business Name	Name
Attention	Attention
Address	Address
City State	City State
Phone Zip	Phone Zip

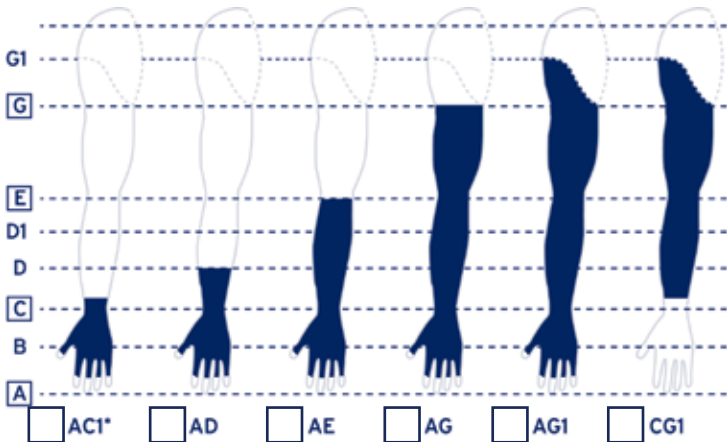
## ORDER SPECIFICATIONS

Quote  Order

**RUSH OPTION**  Additional 25% charge for 3 business day production period

**SHIPPING** Shipping rates may vary, depending on services requested and/or rates charged by carrier

\$10.00 to business addresses  \$13.25 to residential addresses



Polartec® Power Dry® Colors	
<input type="checkbox"/> Black	<input type="checkbox"/> Buff
<input type="checkbox"/> Navy Blue	<input type="checkbox"/> Pink
<input type="checkbox"/> Plum	<input type="checkbox"/> Royal Blue
<input type="checkbox"/> Stainless Steel	

Organic Cotton Colors	
<input type="checkbox"/> Black	<input type="checkbox"/> Ivory
<input type="checkbox"/> Royal Blue	

JoViJacket	
<input type="checkbox"/> Black	<input type="checkbox"/> White

(JoViJackets are required to be worn with your JoVi foam garments to ensure maximum fit and effectiveness)

\*Can be worn with a CG1

Fitter/Therapist Name: \_\_\_\_\_ Phone: \_\_\_\_\_ Email: \_\_\_\_\_



JOBST®, an Essity brand



/JOBSTUSA



@JOBST\_USA



@JOBSTforUSA



jobst-usa.com

BSN Medical Inc., an Essity company  
5825 Carnegie Blvd., Charlotte, NC 28209-4633  
Tel. (+1) 800 537 1063 Fax (+1) 800 835 4325



JoViPak

# Arm Sleeves Custom

Patient Name: \_\_\_\_\_

Previous Patient?  Yes Gender:  F  M

Height\*: \_\_\_\_\_ Weight\*: \_\_\_\_\_ Birthdate: \_\_\_\_\_

\*Height and weight are required.

Measure extended arm in relaxed position, palm up  
 Please record all measurements in centimeters  
 All measurements are required.

**Circumference**

G<sup>1</sup> Lateral Rise Options:  
 6.35 cm (default)  
 10.15 cm

Left Right

G (Axilla) G C to G

F<sup>2</sup> (Upper Bicep) F<sup>2</sup> C to F<sup>2</sup>

F<sup>1</sup> (Mid Bicep) F<sup>1</sup> C to F<sup>1</sup>

F (Lower Bicep) F C to F

E (Least Elbow) E C to E

D<sup>1</sup> (Widest Forearm) D<sup>1</sup> C to D<sup>1</sup>

D (Distal Forearm) D C to D

C (Least Wrist) C

B (Palm at Web Space) B (Wrist to Palm at Web Space)  
 Do not include thumb

A (Wrist to Tip of Longest Finger) - REQUIRED C to A

Wrist Landmark

**Arm Lengths**  
 Measure Lengths medially

### Additional Charge Options

- Donning Loops
- Stitched Finger Glove
- Dorsum Pad (sewn in; provides additional pressure on dorsum)
- Palm Pad (sewn in; equalizes pressure in palm area)
- 2 Piece Arm Sleeve (AG1 or AG - separate hand; JoViJacket will match garment)
- Zipper - dorsum to forearm
- Zipper - elbow to axilla
- Zipper - wrist to elbow
- Dycem® - donning aid
- Arion Easy-Slide - donning aid (for garments without a Stitched Finger Glove)
- Prepaid Reduction

### No Charge Options

- Slimline (more channels and less foam than standard channelling)
- Cover to middle of fingers
- Cover to base of fingers
- Cover fingers completely
- 2 Blend Foam (Low ILD)

### Channelling:

- towards axilla region
- bypassing axilla region

Dycem® is a registered trademark of Dycem Ltd.

Pictures are needed if the patient has lobules, is over-sized or has some other issue. Please send pictures (no patient faces) to info.jovipak@essity.com.



### Arion Easy-Slide Arm

- The user-friendly application aid makes putting on compression arm sleeves quick and easy
- A straightforward donning method in combination with the application aid

Size	Circumference of widest part of the arm	BNR	UOM / Box	Order Qty.
Medium	14.5"-15.1" (37-38.5cm)	7966102	1	
Large	15.3"-16.1" (39-41cm)	7510001	1	



Comments: \_\_\_\_\_

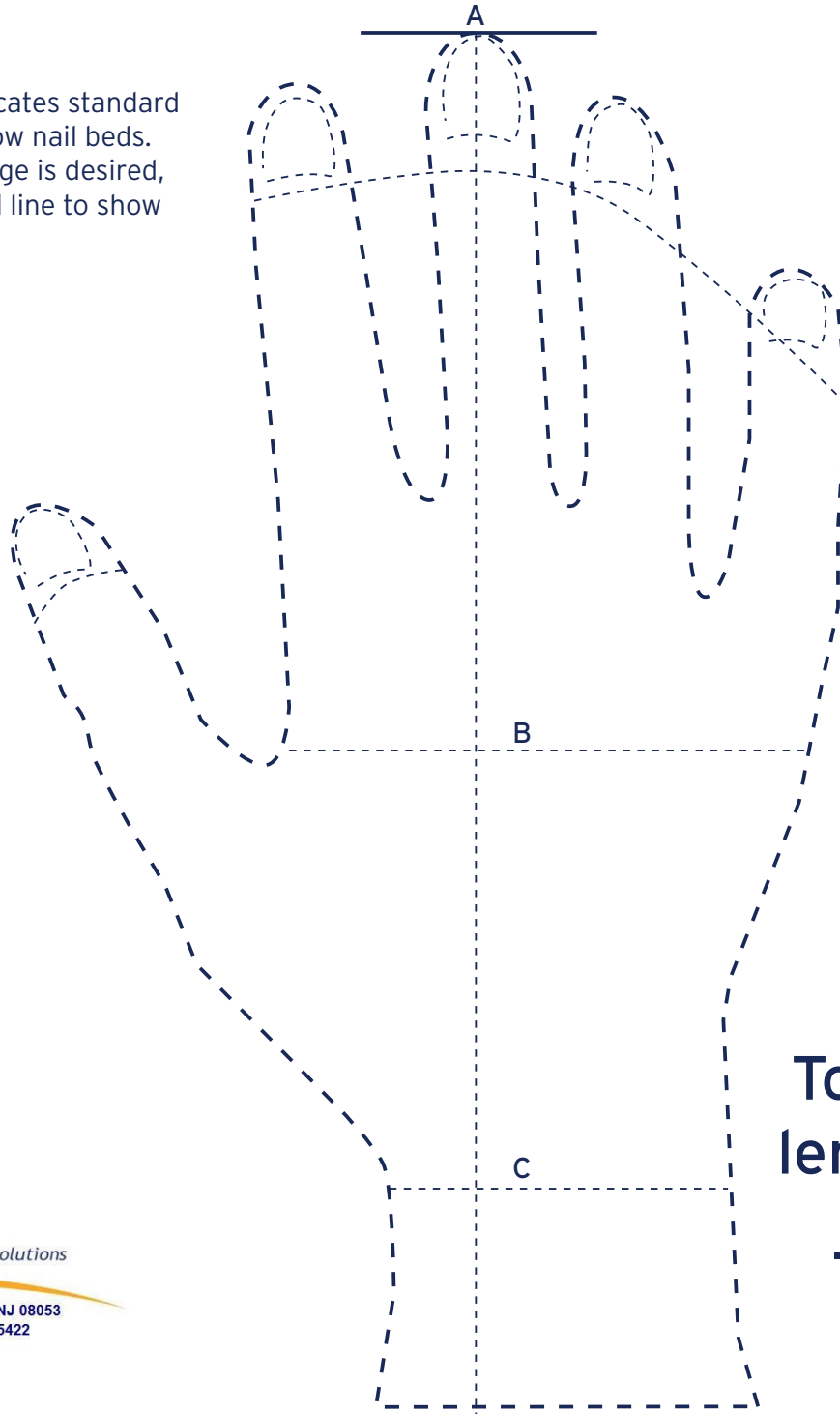
Fitter/Therapist Name: \_\_\_\_\_ Phone: \_\_\_\_\_ Email: \_\_\_\_\_

All sales are subject to JoViPak's Return, Guarantee and Warranty policies

# Custom Hand Tracing Right Hand

Place hand flat, directly over this guide, palm down, with wrist flexion crease over the C landmark. Use a black pen to trace around the hand and each finger.

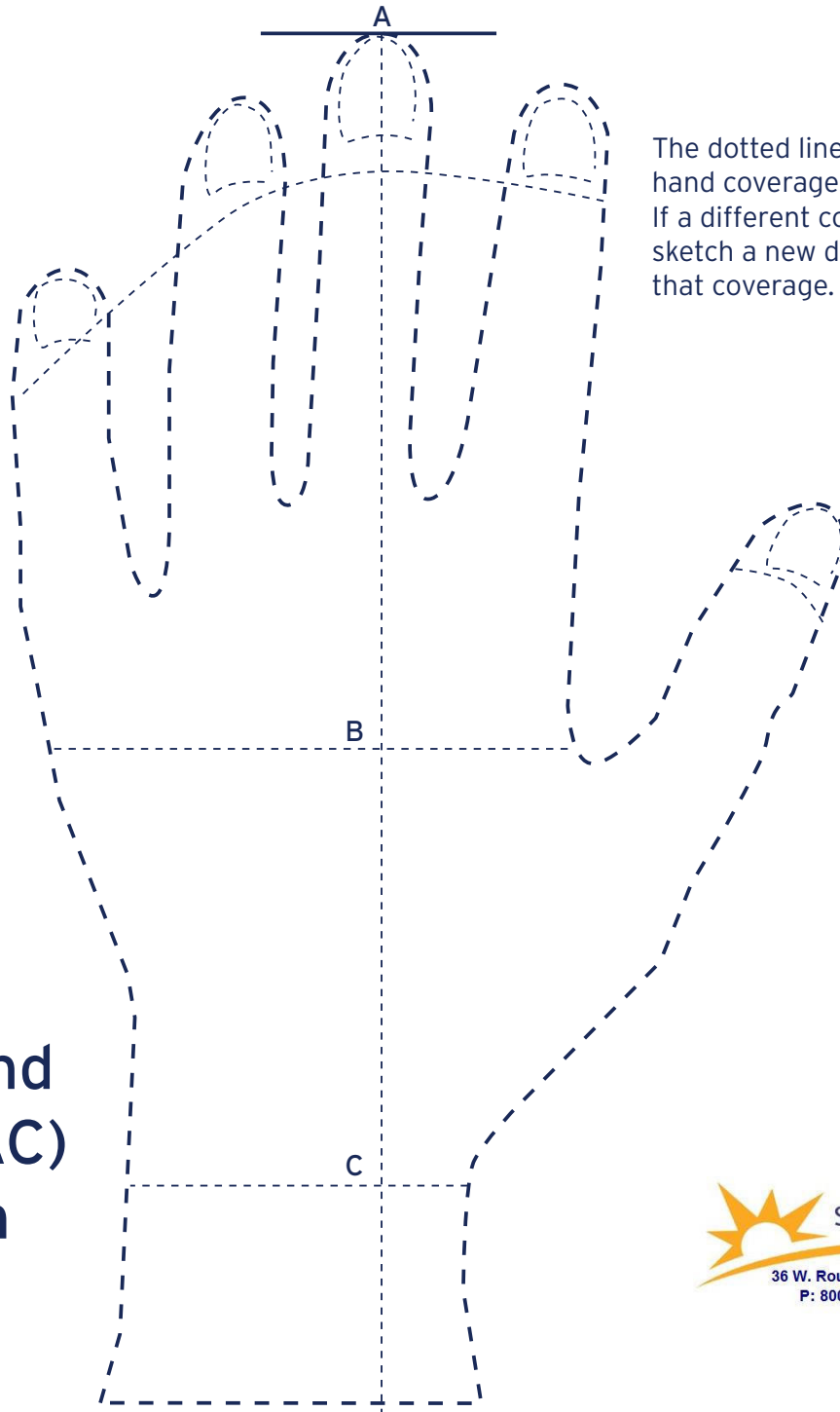
The dotted line indicates standard hand coverage. Below nail beds. If a different coverage is desired, sketch a new dotted line to show that coverage.



Total hand  
length (AC)  
\_\_\_\_\_ cm

# Custom Hand Tracing Left Hand

Place hand flat, directly over this guide, palm down, with wrist flexion crease over the C landmark. Use a black pen to trace around the hand and each finger.



The dotted line indicates standard hand coverage. Below nail beds. If a different coverage is desired, sketch a new dotted line to show that coverage.

Total hand  
length (AC)  
\_\_\_\_\_ cm